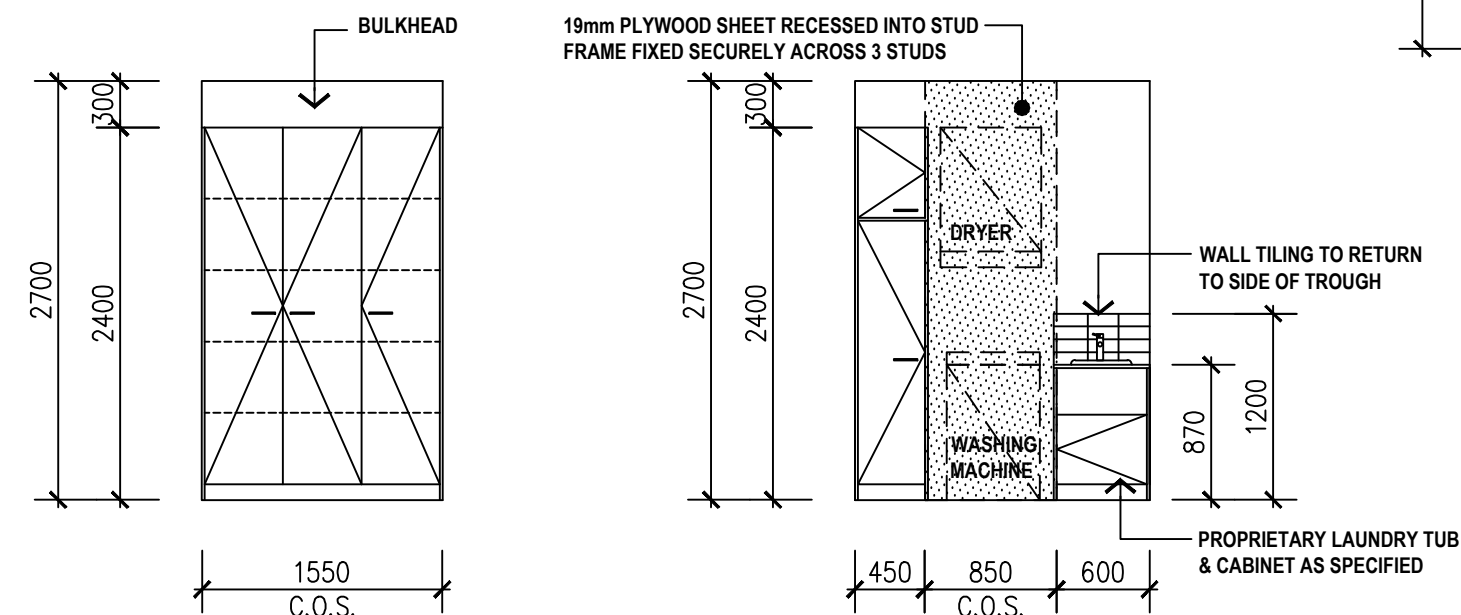


KITCHEN PLAN

SCALE 1:50

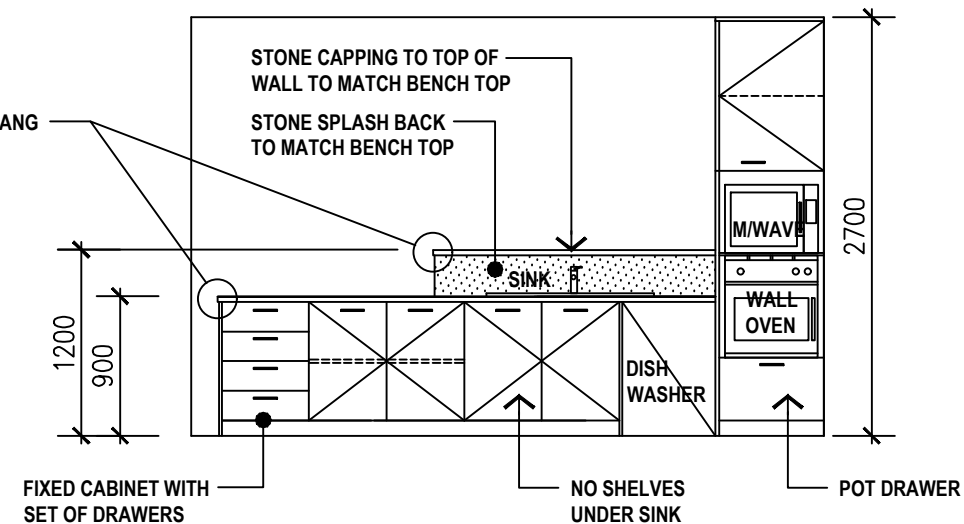


LINEN CUPBOARD

SCALE 1:50

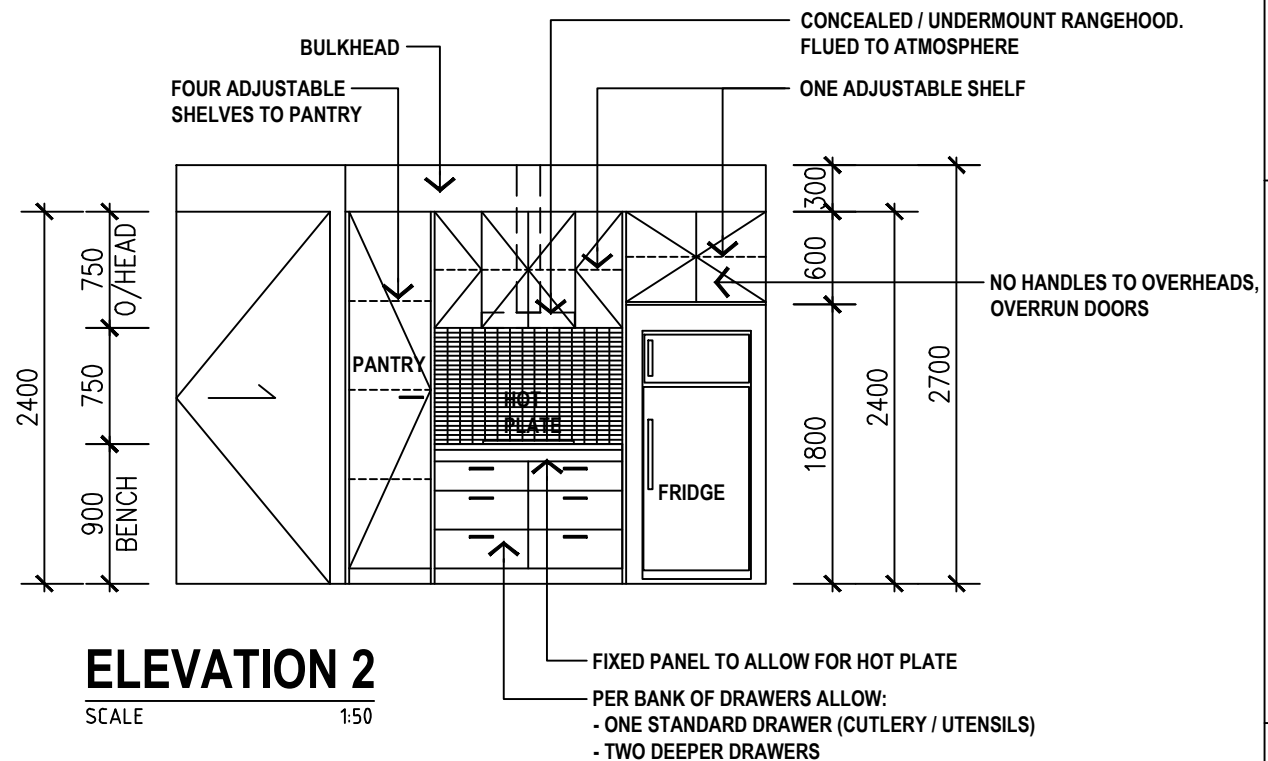
ELEVATION 3

SCALE 1:50



ELEVATION 2


SCALE 1:50



REVISIONS

DATE	REV	DESCRIPTION	BY
20.08.2018	A	TENDER	

residential design
commercial design
industrial design
project managers



81 KING WILLIAM STREET
KENT TOWN SA 5067
P: 08 8130 3700 F: 08 8132 1109
E: admin@aspexdesigners.com.au

© C O P Y R I G H T 2 0 1 3

PROJECT:
THORNDON PARK ESTATE

SITE ADDRESS:
LOT 52 RESERVOIR ROAD
PARADISE

CLIENT:
Mr. PAT BELPERIO

DRAWING TITLE:
TYPICAL BUILT-IN JOINERY

DRAWING NUMBER: WD18 A

DRAWN: CDP DATE: AUG 2018

SCALE: 1:50 JOB NO: TRI 2829

CONTRACTORS NOTE:
CONTRACTORS ARE TO VERIFY ALL DIMENSIONS
ON-SITE BEFORE COMMENCING ANY WORK. FIGURED
DIMENSIONS SHALL TAKE PREFERENCE OVER
SCALED DIMENSIONS, AND ANY DISCREPANCY
SHALL BE REPORTED TO THE DESIGNER
IMMEDIATELY.